



Noise Monitoring Result

Day Time (0700 - 1900hrs on normal weekdays)

Location: M1a - Harbour Road Sports Centre

Date	Time	Weather	Measurement Noise Level			Baseline Level	Construction Noise Level	Limit Level
			Leq	L10	L90	Leq	Leq	Leq
Unit: dB(A), (30-min)								
1/3/2011	9:56	Fine	74.6	77.2	69.4	69.2	73	75
8/3/2011	11:00	Cloudy	72.9	75.5	69.2	69.2	70	75
15/3/2011	9:45	Hazy	73.2	75.8	69.5	69.2	71	75
24/3/2011	10:50	Cloudy	72.6	75.4	68.7	69.2	70	75

Location: M2b - Noon-day gun area

Date	Time	Weather	Measurement Noise Level			Baseline Level	Construction Noise Level	Limit Level
			Leq	L10	L90	Leq	Leq	Leq
Unit: dB(A), (30-min)								
1/3/2011	10:44	Cloudy	67.3	68.9	65.3	-	67	75
8/3/2011	13:30	Cloudy	68.2	70.0	65.0	-	68	75
15/3/2011	10:33	Hazy	67.5	69.3	65.2	-	68	75
24/3/2011	11:30	Cloudy	67.9	69.9	65.8	-	68	75

Location: M3a - Tung Lo Wan Fire Station

Date	Time	Weather	Measurement Noise Level			Baseline Level	Construction Noise Level	Limit Level
			Leq	L10	L90	Leq	Leq	Leq
Unit: dB(A), (30-min)								
1/3/2011	14:41	Sunny	67.0	68.8	64.7	-	67	75
8/3/2011	14:22	Cloudy	69.0	70.7	64.5	-	69	75
15/3/2011	13:41	Cloudy	66.9	68.8	64.6	-	67	75
24/3/2011	13:05	Cloudy	66.9	68.7	65.0	-	67	75

Location: M4b - Victoria Centre

Date	Time	Weather	Measurement Noise Level			Baseline Noise Level	Construction Noise Level	Limit Level
			Leq	L10	L90	Leq	Leq	Leq
Unit: dB(A), (30min)								
1/3/2011	14:00	Fine	67.9	69.3	65.9	-	68	75
8/3/2011	15:08	Cloudy	68.1	69.5	66.4	-	68	75
15/3/2011	14:22	Cloudy	73.0	73.8	72.0	-	73	75
24/3/2011	13:45	Cloudy	73.2	74.3	72.1	-	73	75

Location: M5b - City Garden

Date	Time	Weather	Measurement Noise Level			Baseline Level	Construction Noise Level	Limit Level
			Leq	L10	L90	Leq	Leq	Leq
Unit: dB(A), (30min)								
1/3/2011	11:26	Cloudy	68.0	69.5	66.2	-	68	75
8/3/2011	16:43	Cloudy	68.2	69.6	66.6	-	68	75
15/3/2011	15:52	Cloudy	66.5	68.0	64.8	-	67	75
24/3/2011	15:14	Cloudy	67.2	68.5	65.7	-	67	75



Noise Monitoring Result

Restricted Time (1900 - 2300 hrs on normal weekdays and 0700-2300 on holiday)

Location: M4b - Victoria Centre

Date	Time	Weather	Measurement Noise Level			Average Noise Level	Baseline Noise Level	Construction Noise Level	Limit Level
			Leq	L10	L90	Leq	Leq	Leq	Leq
Unit: dB(A), (5-min)									
1/3/2011	20:51	Fine	68.9	71.8	65.2	67.5	-	67	70
	20:56		66.8	68.6	64.4				
	21:01		66.7	68.9	64.3				
8/3/2011	20:46	Fine	66.1	67.8	63.9	66.0	-	66	70
	20:51		65.6	67.6	62.9				
	20:56		66.2	67.9	63.7				
15/3/2011	20:50	Fine	66.4	68.2	63.8	66.2	-	66	70
	20:55		66.2	68.5	63.5				
	21:00		66.1	67.6	63.4				
24/3/2011	20:54	Fine	65.4	66.9	63.0	65.5	-	66	70
	20:59		65.4	67.0	63.4				
	21:04		65.7	67.6	63.1				

Location: M5b - City Garden

Date	Time	Weather	Measurement Noise Level			Average Noise Level	Baseline Level	Construction Noise Level	Limit Level
			Leq	L10	L90	Leq	Leq	Leq	Leq
Unit: dB(A), (5-min)									
1/3/2011	21:18	Fine	67.4	69.0	65.0	66.1	-	66	70
	21:23		65.8	66.7	64.0				
	21:28		65.1	66.1	63.7				
8/3/2011	21:16	Fine	66.7	67.6	65.3	66.2	-	66	70
	21:21		65.9	67.0	64.5				
	21:26		65.9	67.1	64.7				
15/3/2011	21:17	Fine	65.7	66.6	64.6	66.3	-	66	70
	21:22		66.9	68.3	65.1				
	21:27		66.2	67.2	65.1				
24/3/2011	21:25	Fine	65.7	66.7	64.5	65.6	-	66	70
	21:30		65.5	66.6	64.3				
	21:35		65.6	66.8	63.7				

Location: M1a - Harbour Road Sports Center

Date	Time	Weather	Measurement Noise Level			Average Noise Level	Baseline Level	Construction Noise Level	Limit Level
			Leq	L10	L90	Leq	Leq	Leq	Leq
Unit: dB(A), (5-min)									
1/3/2011	19:00	Fine	71.8	75.2	67.2	70.8	61.1	70	70
	19:05		71.5	73.6	67.3				
	19:10		69.2	71.2	65.6				
8/3/2011	19:02	Fine	70.9	74.4	65.7	70.7	61.1	70	70
	19:07		70.7	73.4	66.8				
	19:12		70.4	74.6	66.3				
15/3/2011	19:13	Fine	72.4	75.2	68.9	72.5	61.1	72	70
	19:18		72.4	74.7	68.4				
	19:23		72.7	75.6	67.8				
24/3/2011	19:21	Fine	71.2	75.2	68.3	71.4	61.1	71	70
	19:26		71.5	75.8	68.5				
	19:31		71.4	74.9	68.1				

Location: M2b - Noon-day gun area

Date	Time	Weather	Measurement Noise Level			Average Noise Level	Baseline Level	Construction Noise Level	Limit Level
			Leq	L10	L90	Leq	Leq	Leq	Leq
Unit: dB(A), (5-min)									
1/3/2011	19:58	Fine	68.7	71.2	66.0	67.8	-	68	70
	20:04		67.3	68.6	65.7				
	20:09		67.4	68.7	65.6				
8/3/2011	19:51	Fine	66.6	68.0	65.0	66.8	-	67	70
	19:56		67.7	70.1	64.8				
	20:01		66.1	67.6	64.5				
15/3/2011	19:56	Fine	67.3	69.1	65.1	67.0	-	67	70
	20:01		66.3	67.8	64.7				
	20:06		67.3	68.9	65.4				
24/3/2011	20:28	Fine	65.3	67.8	62.6	65.0	-	65	70
	20:33		64.8	66.5	62.7				
	20:38		65.0	67.1	62.5				



Noise Monitoring Result

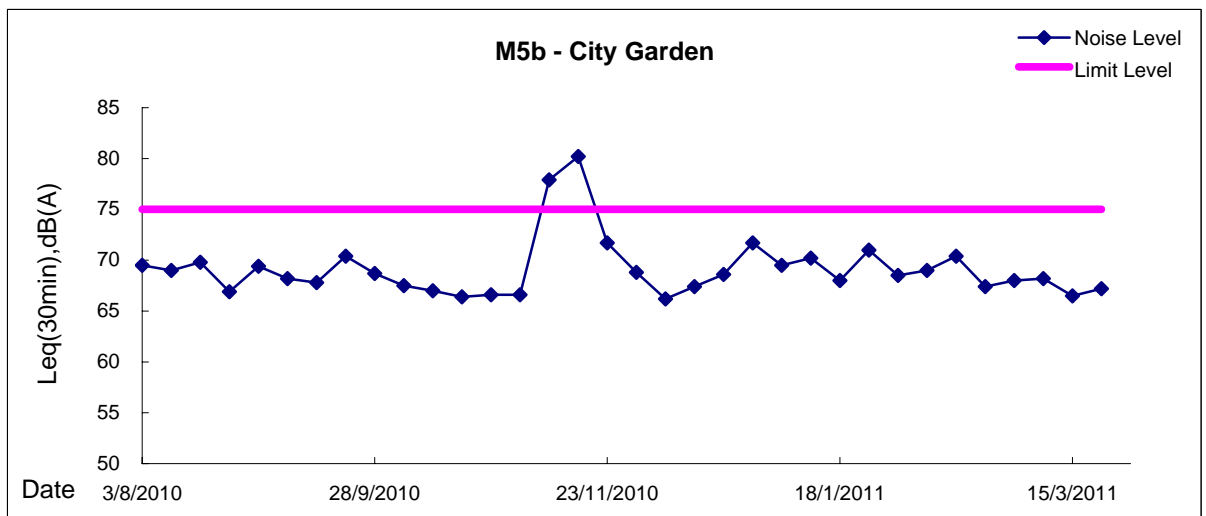
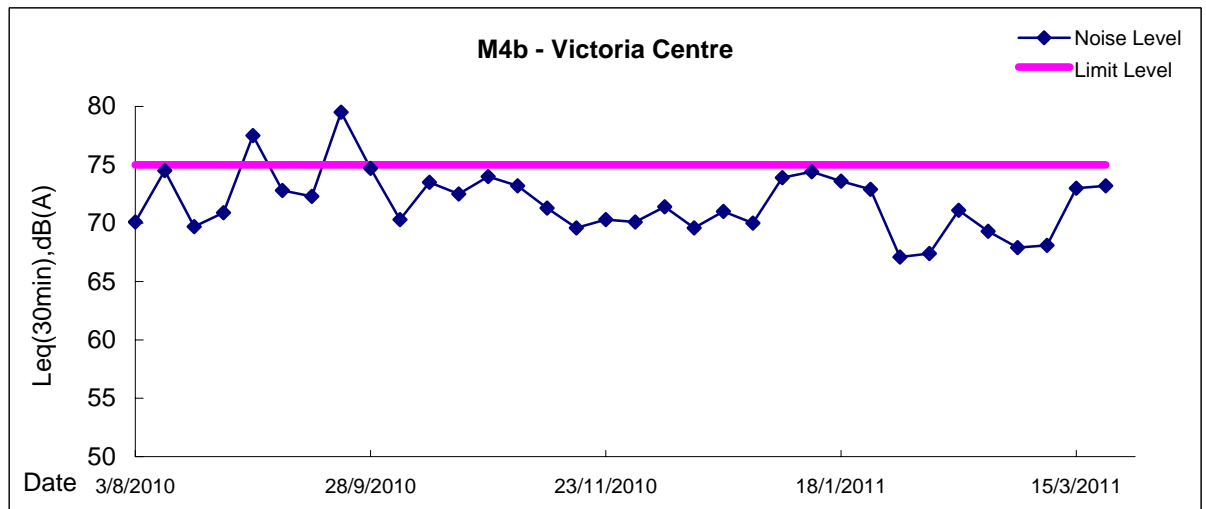
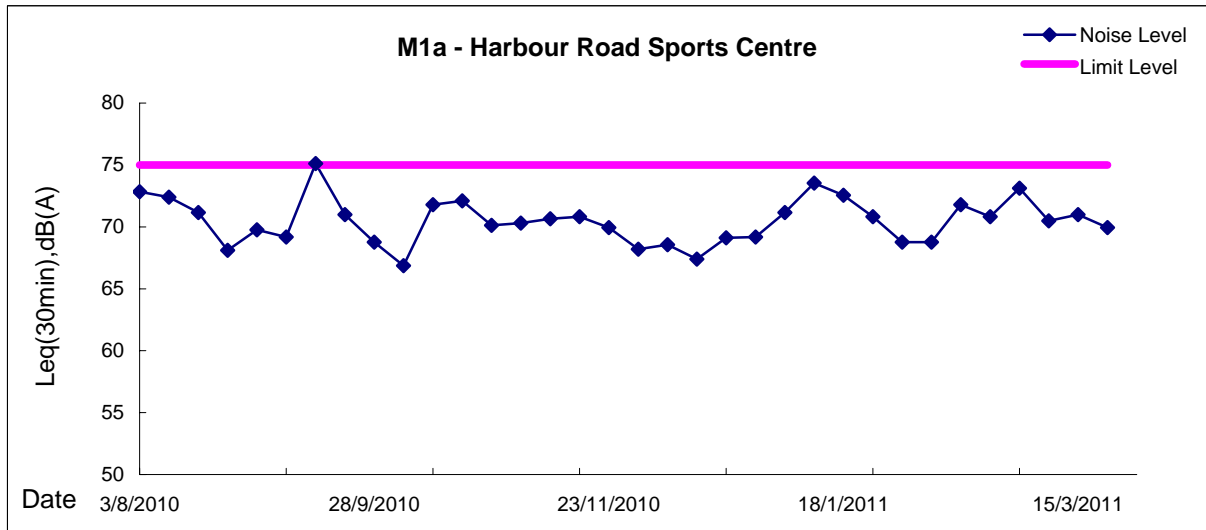
Restricted Time (1900 - 2300 hrs on normal weekdays and 0700-2300 on holiday)

Location: M3a - Tung Lo Wan Fire Station

Date	Time	Weather	Measurement Noise Level			Average Noise Level	Baseline Level	Construction Noise Level	Limit Level
			Leq	L10	L90	Leq	Leq	Leq	Leq
Unit: dB(A), (5-min)									
1/3/2011	20:24	Fine	66.2	68.2	63.7	65.6	-	66	70
	20:29		65.0	66.7	62.8				
	20:34		65.6	67.1	63.8				
8/3/2011	20:21	Fine	65.7	67.8	63.1	65.6	-	66	70
	20:26		66.0	68.6	62.3				
	20:31		65.0	67.0	62.7				
15/3/2011	20:22	Fine	65.7	67.9	62.9	65.1	-	65	70
	20:27		64.3	65.8	62.1				
	20:32		65.2	67.8	62.0				
24/3/2011	19:57	Fine	67.2	68.5	65.8	67.5	-	67	70
	20:02		67.9	69.6	66.2				
	20:07		67.3	68.5	65.5				

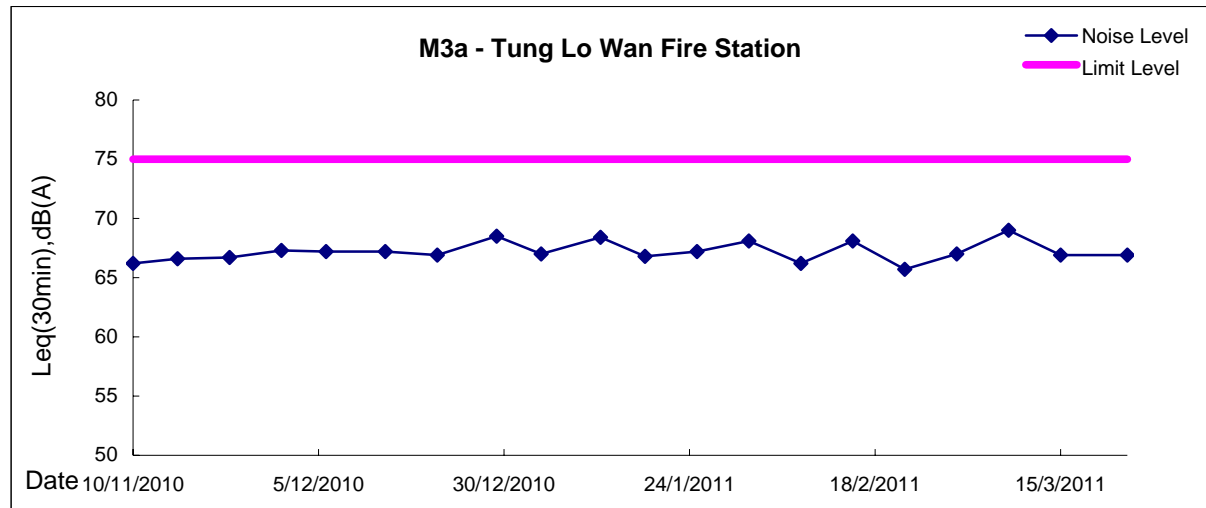
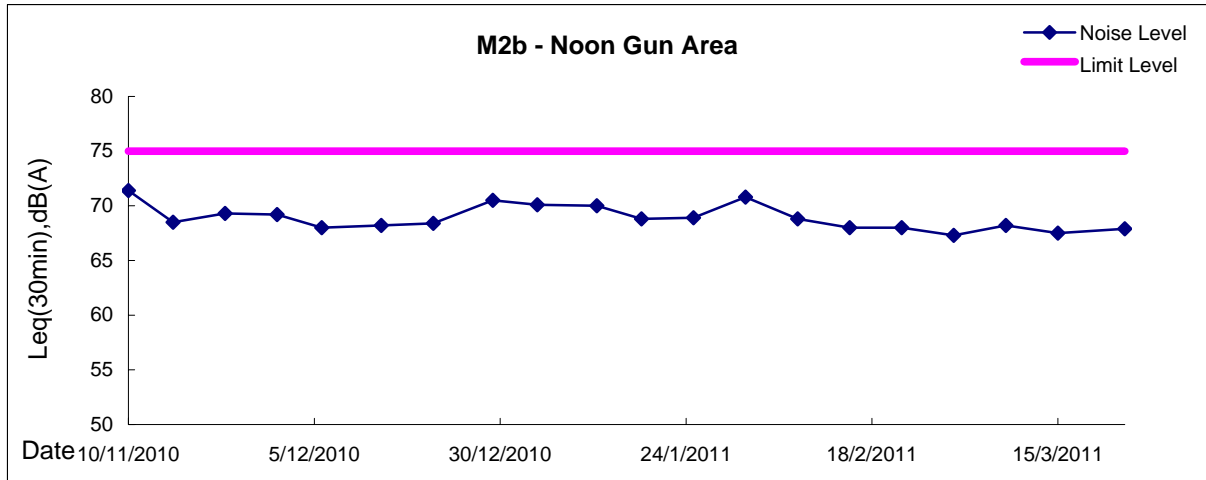


Graphic Presentation of Noise Monitoring Result
Day Time (0700 - 1900hrs on normal weekdays)





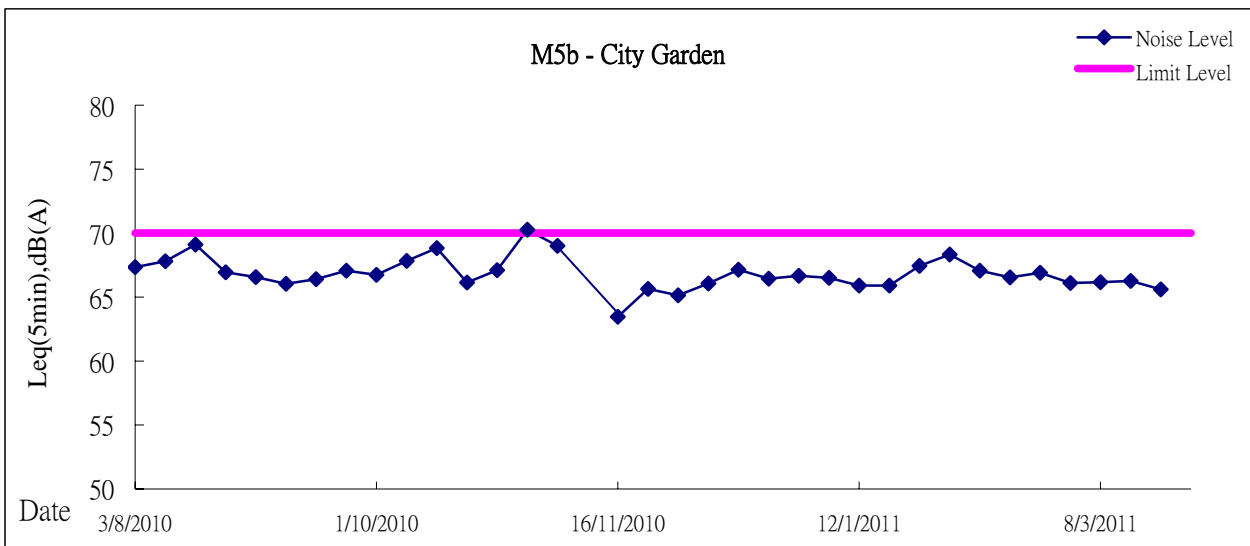
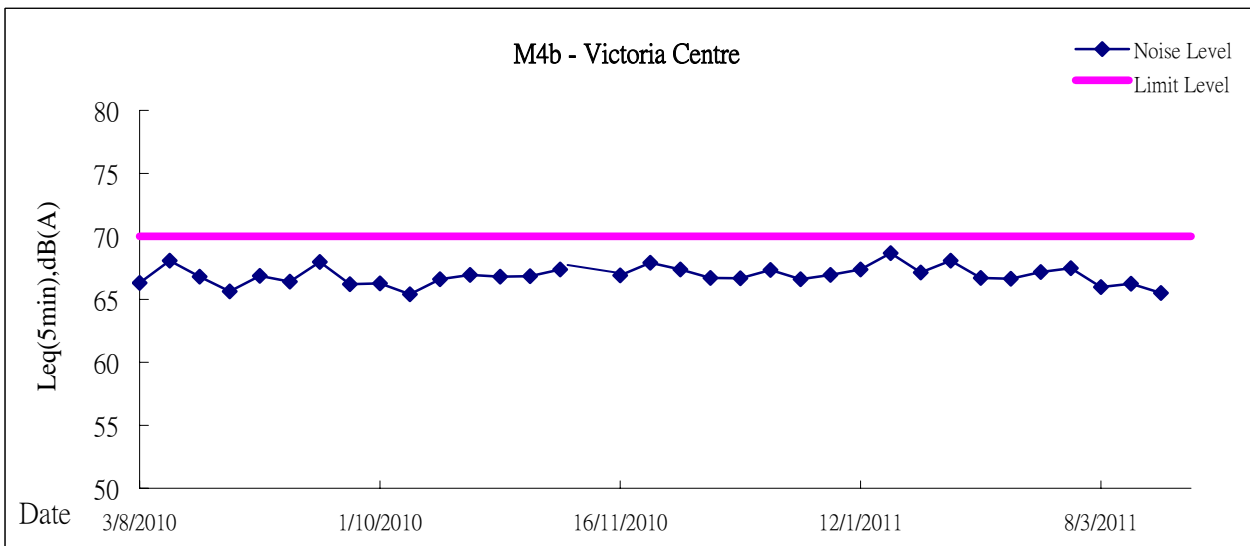
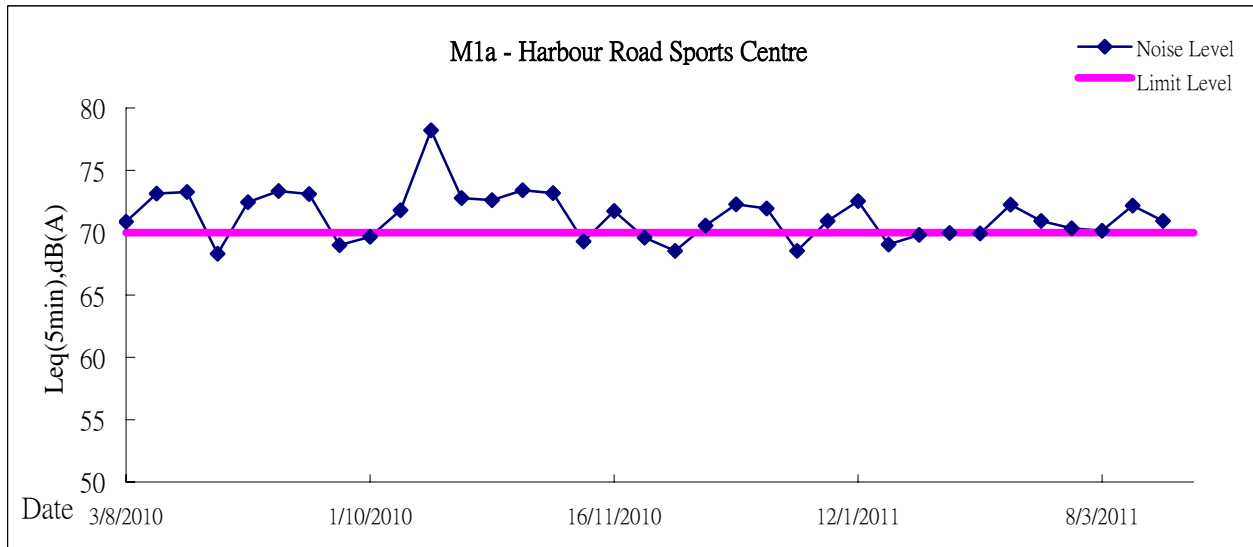
Graphic Presentation of Noise Monitoring Result
Day Time (0700 - 1900hrs on normal weekdays)





Graphic Presentation of Noise Monitoring Result

Restricted Time (1900 - 2300 hrs on normal weekdays and 0700-2300 on holiday)



Graphic Presentation of Noise Monitoring Result

Restricted Time (1900 - 2300 hrs on normal weekdays and 0700-2300 on holiday)

